

Please check the examination details below before entering your candidate information

Candidate surname					Other names									
Pearson Edexcel International GCSE (9–1)					Centre Number					Candidate Number				
					<input type="text"/> <input type="text"/> <input type="text"/> <input type="text"/> <input type="text"/>					<input type="text"/> <input type="text"/> <input type="text"/> <input type="text"/> <input type="text"/>				
Time 2 hours					Paper reference					4CH1/1C 4SD0/1C				
Chemistry													▲	▲
Science (Double Award) 4SD0														
PAPER 1C														
You must have: Calculator, ruler										Total Marks				

Instructions

- Use **black** ink or ball-point pen.
- **Fill in the boxes** at the top of this page with your name, centre number and candidate number.
- Answer **all** questions.
- Answer the questions in the spaces provided
– *there may be more space than you need.*
- Show all the steps in any calculations and state the units.
- Some questions must be answered with a cross in a box . If you change your mind about an answer, put a line through the box and then mark your new answer with a cross .

Information

- The total mark for this paper is 110.
- The marks for **each** question are shown in brackets
– *use this as a guide as to how much time to spend on each question.*

Advice

- Read each question carefully before you start to answer it.
- Write your answers neatly and in good English.
- Try to answer every question.
- Check your answers if you have time at the end.
- Good luck with your examination.

Turn over ►



The Periodic Table of the Elements

1	2	3	4	5	6	7	0											
7 Li lithium 3	9 Be beryllium 4	11 Na sodium 11	12 C carbon 6	13 Al aluminium 13	14 N nitrogen 7	15 P phosphorus 15	16 O oxygen 8	17 F fluorine 9	18 Ne neon 10									
19 K potassium 19	20 Ca calcium 20	23 Na sodium 11	24 Mg magnesium 12	27 Co cobalt 27	28 Ni nickel 28	29 Cu copper 29	30 Zn zinc 30	31 Ga gallium 31	32 Ge germanium 32	33 As arsenic 33	34 Se selenium 34	35 Br bromine 35	36 Kr krypton 36					
37 Rb rubidium 37	38 Sr strontium 38	39 Y yttrium 39	40 Ca calcium 20	41 Zr zirconium 40	42 Nb niobium 41	43 Tc technetium [98]	44 Ru ruthenium 44	45 Rh rhodium 45	46 Pd palladium 46	47 Ag silver 47	48 Cd cadmium 48	49 In indium 49	50 Sn tin 50	51 Sb antimony 51	52 Te tellurium 52	53 I iodine 53	54 Xe xenon 54	
55 Cs caesium 55	56 Ba barium 56	57 La* lanthanum 57	58 Sc scandium 21	59 Ti titanium 22	60 V vanadium 23	61 Cr chromium 24	62 Mn manganese 25	63 Fe iron 26	64 Co cobalt 27	65 Ni nickel 28	66 Cu copper 29	67 Zn zinc 30	68 Ga gallium 31	69 Ge germanium 32	70 As arsenic 33	71 Se selenium 34	72 Br bromine 35	73 Kr krypton 36
87 Fr francium 87	88 Ra radium 88	89 Ac* actinium 89	90 Th thorium 90	91 Zr zirconium 40	92 Nb niobium 41	93 Mo molybdenum 42	94 Tc technetium [98]	95 Ru ruthenium 44	96 Rh rhodium 45	97 Pd palladium 46	98 Ag silver 47	99 Cd cadmium 48	100 In indium 49	101 Sn tin 50	102 Sb antimony 51	103 Te tellurium 52	104 Xe xenon 54	
105 At astatine 85	106 Rn radon 86	107 Fr francium 87	108 Ra radium 88	109 Ac actinium 89	110 Th thorium 90	111 Pa protactinium 91	112 U uranium 92	113 Np neptunium 93	114 Pu plutonium 94	115 Am americium 95	116 Cm curium 96	117 Bk berkelium 97	118 Cf californium 98	119 Es einsteinium 99	120 Fm fermium 100	121 Mendelevium 101	122 Nobelium 102	123 Lr lawrencium 103
Elements with atomic numbers 112–116 have been reported but not fully authenticated																		

1	H hydrogen 1
---	---------------------------

relative atomic mass
atomic symbol <small>name</small>
atomic (proton) number

* The lanthanoids (atomic numbers 58–71) and the actinoids (atomic numbers 90–103) have been omitted.

The relative atomic masses of copper and chlorine have not been rounded to the nearest whole number.

DO NOT WRITE IN THIS AREA

DO NOT WRITE IN THIS AREA

DO NOT WRITE IN THIS AREA



Answer ALL questions.

- 1 The box shows the names of some substances.

bromine	carbon dioxide	copper	iodine
methane	nitrogen	sulfur dioxide	water

- (a) Complete the table by choosing substances from the box that match the description.

Each substance may be used once, more than once or not at all.

(5)

Description	Substance
a good conductor of electricity	
an element that has a basic oxide	
a substance used as a fuel	
a major cause of acid rain	
a non-metallic element that is a solid at room temperature	

- (b) Describe a test for carbon dioxide.

(2)

.....

.....

.....

.....

(Total for Question 1 = 7 marks)



2 (a) Table 1 gives some information about three subatomic particles.

(i) Complete Table 1 by giving the missing information.

(3)

Subatomic particle	Relative mass	Relative charge
electron	0.0005	
proton		+1
neutron	1	

Table 1

(ii) Give the name of the part of the atom containing protons and neutrons.

(1)

(b) Table 2 shows the numbers of protons, neutrons and electrons in the species U, V, W, X, Y and Z.

Species	Number of protons	Number of neutrons	Number of electrons
U	8	10	8
V	9	10	10
W	11	12	10
X	11	12	11
Y	12	12	12
Z	12	13	12

Table 2



Use the information in Table 2 to answer these questions.

Each species may be used once, more than once or not at all.

(i) Give the letter of the species that has six electrons in its outer shell. (1)

(ii) Give the mass number of Z. (1)

(iii) Give the letter of the species that is a positive ion. (1)

(iv) Give the letters of the two species that are isotopes of the same element. (1)

(c) A sample of neon contains two isotopes, ^{20}Ne and ^{22}Ne

The relative abundances of the two isotopes in the sample are

^{20}Ne 91.2% ^{22}Ne 8.80%

Calculate the relative atomic mass of this sample of neon.

Give your answer to one decimal place. (3)

relative atomic mass =

(Total for Question 2 = 11 marks)



3 Some sugar is added to cold water in a beaker.

After some time, all the sugar dissolves and spreads throughout the water.

(a) (i) Name the process that occurs which causes the sugar to spread throughout the water.

(1)

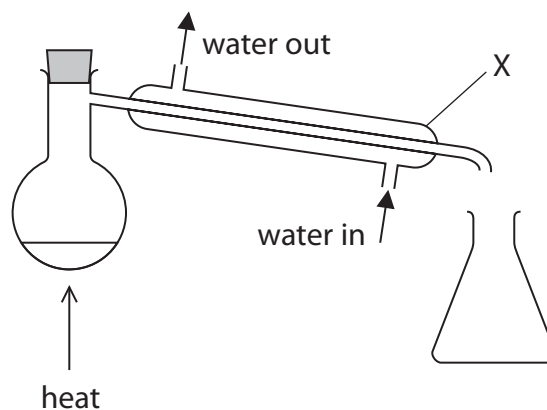
(ii) State two ways to make the sugar dissolve more quickly.

(2)

1

2

(b) Pure water can be obtained from the sugar solution using this apparatus.



(i) Name the process used to obtain pure water from the sugar solution.

(1)

(ii) Explain the purpose of the piece of apparatus labelled X.

(2)

(Total for Question 3 = 6 marks)



DO NOT WRITE IN THIS AREA

DO NOT WRITE IN THIS AREA

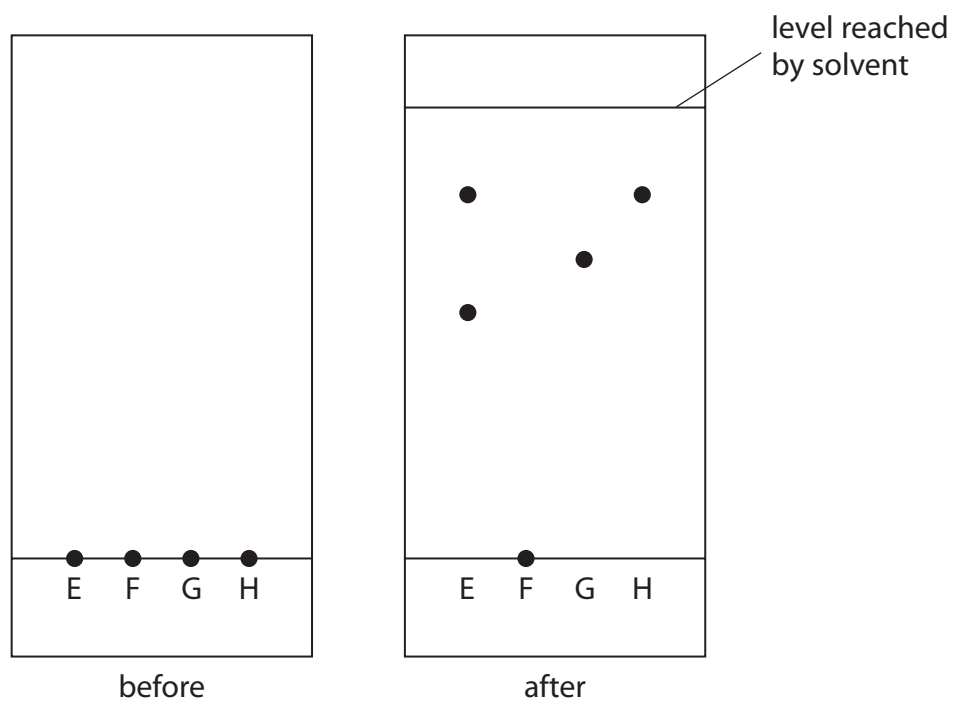
DO NOT WRITE IN THIS AREA

BLANK PAGE



- 4 A student uses paper chromatography in an experiment to separate the dyes in four different food colourings, E, F, G and H.

The diagram shows the appearance of the paper before and after the experiment.



- (a) (i) Describe how the student should complete the experiment after putting a spot of each food colouring on the paper.

(3)

.....

.....

.....

.....

.....

.....

.....

.....

.....

.....

.....

.....

DO NOT WRITE IN THIS AREA

DO NOT WRITE IN THIS AREA

DO NOT WRITE IN THIS AREA



(ii) Deduce the number of dyes in food colouring H.

(1)

(iii) Suggest why food colouring F does not move during the experiment.

(1)

(iv) Explain which two food colourings contain the dye that is likely to be the most soluble in the solvent.

(2)

(b) Determine which food colouring contains a dye with R_f value closest to 0.67

Show your working.

(3)

(Total for Question 4 = 10 marks)



5 This question is about alkanes and alkenes.

- (a) (i) Complete the boxes by giving the missing information about the alkane with the molecular formula C_2H_6

(3)

molecular formula	C_2H_6
name	
empirical formula	
displayed formula	

- (ii) Complete the chemical equation for the complete combustion of the alkane C_2H_6

(1)



- (iii) Incomplete combustion occurs when the air supply is limited.

Give the names of two products of incomplete combustion.

(2)

1

2

- (b) An alkene with molecular formula C_4H_8 reacts with bromine to form a compound with molecular formula $C_4H_8Br_2$

- (i) What is the name of this type of reaction?

(1)

- A** addition
- B** decomposition
- C** precipitation
- D** substitution

DO NOT WRITE IN THIS AREA

DO NOT WRITE IN THIS AREA

DO NOT WRITE IN THIS AREA



(ii) Draw displayed formulae for two different alkenes with the molecular formula C_4H_8

(2)

alkene 1

alkene 2

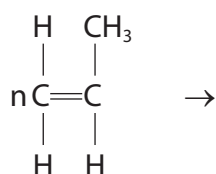
(iii) State the term used for compounds with the same molecular formula but different structural formulae.

(1)

(c) The alkene C_3H_6 can be polymerised to form the polymer poly(propene).

(i) Complete the equation for this polymerisation reaction.

(2)



(ii) Two ways of disposing of polymers such as poly(propene) are

- burying them in landfill sites
- burning them to release heat energy

Discuss the environmental problems caused by these two methods of disposal.

(3)

.....

.....

.....

.....

.....

.....

.....

.....

.....

.....

.....

.....

.....

.....

.....

.....

.....

.....

.....

.....

.....

.....

(Total for Question 5 = 15 marks)

DO NOT WRITE IN THIS AREA

DO NOT WRITE IN THIS AREA

DO NOT WRITE IN THIS AREA



DO NOT WRITE IN THIS AREA

DO NOT WRITE IN THIS AREA

DO NOT WRITE IN THIS AREA

BLANK PAGE



6 This question is about some of the Group 1 elements and their compounds.

(a) A teacher adds a small piece of lithium to water in a trough.

(i) Give three observations that are made when lithium reacts with water.

(3)

1.....

2.....

3.....

(ii) After the reaction has finished, the teacher adds a few drops of universal indicator to the solution in the trough.

Explain the colour of the universal indicator after it is added to the solution.

(2)

.....

.....

.....

.....

(iii) Write a chemical equation for the reaction of lithium with water.

(2)

.....

(b) A student does a flame test to see if a white solid contains sodium ions.

She cleans a platinum wire before using it for the flame test.

(i) Explain why the student needs to clean the platinum wire.

(2)

.....

.....

.....

.....

.....

.....

DO NOT WRITE IN THIS AREA

DO NOT WRITE IN THIS AREA

DO NOT WRITE IN THIS AREA



7 A student investigates the reaction between magnesium and hydrochloric acid.

He uses this method.

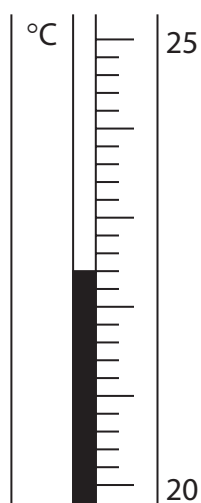
- Step 1 add 25 cm^3 of dilute hydrochloric acid to a polystyrene cup
- Step 2 record the temperature of the acid
- Step 3 find the mass of a 10 cm strip of magnesium ribbon
- Step 4 add the magnesium ribbon to the hydrochloric acid
- Step 5 when all the magnesium has reacted, record the highest temperature reached

(a) Complete the word equation for the reaction.

(1)

magnesium + hydrochloric acid \rightarrow +

(b) The thermometer shows the temperature of the acid at the start of the experiment.



(i) Complete the table by giving the temperatures to the nearest $0.1 \text{ }^\circ\text{C}$.

(2)

temperature of the acid at the start in $^\circ\text{C}$	
highest temperature reached in $^\circ\text{C}$	
temperature rise in $^\circ\text{C}$	20.8



(ii) Show that the heat energy change (Q) for this reaction is about 2200 J.

[mass of 1.0 cm^3 of solution = 1.0 g]

[for the solution, $c = 4.2 \text{ J/g}^\circ\text{C}$]

(2)

(iii) The mass of magnesium used by the student was 0.12 g.

Calculate the value of the enthalpy change (ΔH), in kilojoules per mole of magnesium, for the reaction between magnesium and hydrochloric acid.

Include a sign in your answer.

(4)

$\Delta H = \dots\dots\dots$ kJ/mol

(Total for Question 7 = 9 marks)

DO NOT WRITE IN THIS AREA

DO NOT WRITE IN THIS AREA

DO NOT WRITE IN THIS AREA



8 (a) A scientist finds an unlabelled bottle on a shelf.

She thinks the bottle contains a solution of ammonium sulfate, $(\text{NH}_4)_2\text{SO}_4$

Describe tests the scientist could do to show that the solution is ammonium sulfate.

(6)

DO NOT WRITE IN THIS AREA

DO NOT WRITE IN THIS AREA

DO NOT WRITE IN THIS AREA



(b) Ammonium sulfate is often used as a fertiliser.

It is prepared by reacting ammonia (NH_3) with sulfuric acid (H_2SO_4).

(i) Name the type of reaction that occurs between ammonia and sulfuric acid. (1)

(ii) Write a chemical equation for the reaction of ammonia with sulfuric acid. (1)

(iii) Draw a dot-and-cross diagram to show the bonding in a molecule of ammonia.
Show outer electrons only. (2)

(Total for Question 8 = 10 marks)



DO NOT WRITE IN THIS AREA

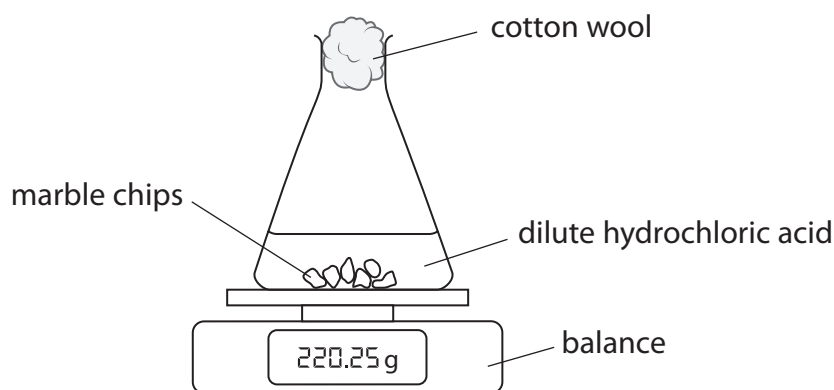
DO NOT WRITE IN THIS AREA

DO NOT WRITE IN THIS AREA

BLANK PAGE



- 9 A student uses this apparatus to investigate the rate of reaction between marble chips and dilute hydrochloric acid.



The equation for the reaction is



- (a) During the reaction the mass of the contents of the flask decreases.

(i) State why the mass of the contents of the flask decreases.

(1)

(ii) State the purpose of the cotton wool.

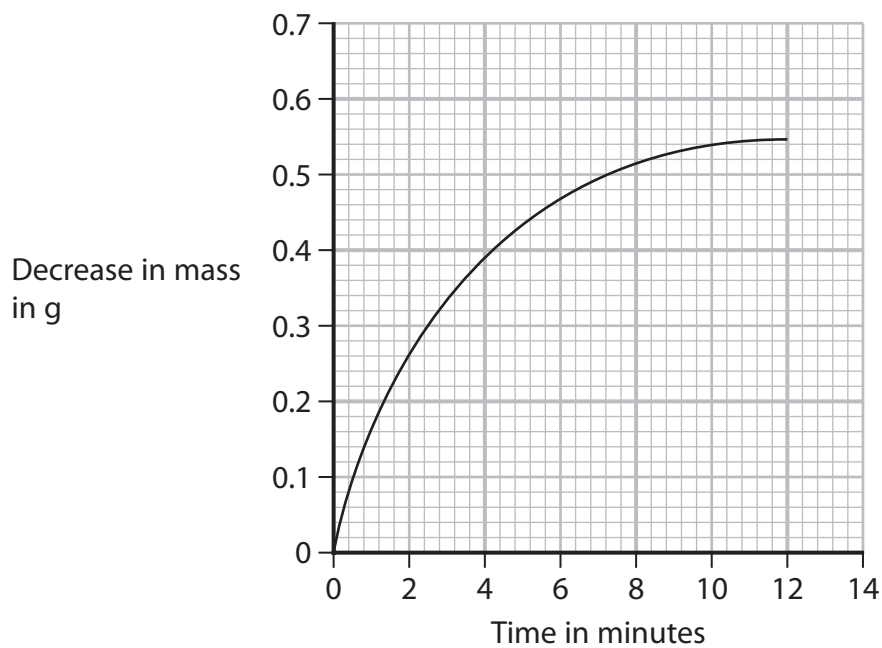
(1)

(iii) Explain why sulfuric acid is not a suitable acid to use in this investigation.

(2)



(b) The graph shows the student's results.



(i) In the investigation the marble chips are in excess.

Explain the shape of the graph.

(4)



- (ii) The student repeats the experiment using the same volume of hydrochloric acid but of half the concentration of the original acid. All other conditions are kept the same.

On the grid, draw the curve the student would obtain.

(2)

- (c) Explain, using particle collision theory, how increasing the temperature affects the rate of a reaction.

(4)

DO NOT WRITE IN THIS AREA

DO NOT WRITE IN THIS AREA

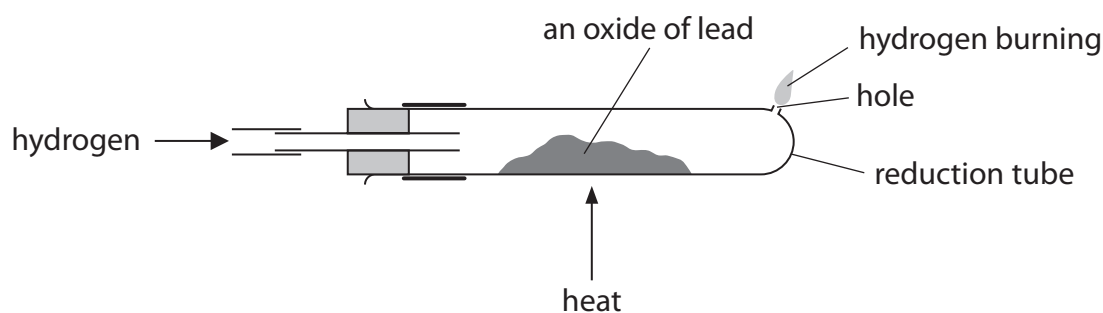
DO NOT WRITE IN THIS AREA

Grid area with horizontal dotted lines for drawing and writing.

(Total for Question 9 = 14 marks)



- 10 (a) The diagram shows the apparatus a teacher uses to determine the formula of an oxide of lead.



This is the teacher's method.

- Step 1 find the mass of the reduction tube
 - Step 2 add some of the lead oxide to the reduction tube
 - Step 3 find the mass of the reduction tube and lead oxide
 - Step 4 pass hydrogen gas over the lead oxide and ignite the hydrogen at the hole
 - Step 5 heat the lead oxide strongly for 10 minutes
 - Step 6 keep passing hydrogen through the reduction tube until the tube and contents are cool
 - Step 7 find the new mass of the reduction tube and its contents
- (i) Give a reason why hydrogen is passed through the reduction tube until the tube and contents are cool.

(1)

- (ii) Describe what the teacher should do next to make sure all the lead oxide has been reduced to lead.

(2)

DO NOT WRITE IN THIS AREA

DO NOT WRITE IN THIS AREA

DO NOT WRITE IN THIS AREA



(b) The teacher completes the experiment and obtains these results.

mass of reduction tube = 23.50 g

mass of tube + lead oxide = 28.64 g

mass of tube + lead = 28.16 g

(i) Calculate the mass of lead formed.

(1)

mass of lead = g

(ii) Calculate the mass of oxygen removed from the lead oxide.

(1)

mass of oxygen = g

(iii) Determine the empirical formula of the lead oxide.

(4)

empirical formula of the lead oxide

DO NOT WRITE IN THIS AREA

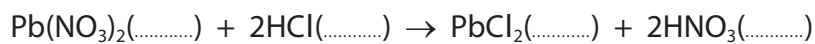
DO NOT WRITE IN THIS AREA

DO NOT WRITE IN THIS AREA



(c) The insoluble salt lead(II) chloride (PbCl_2) can be prepared by reacting a solution of lead(II) nitrate with dilute hydrochloric acid.

- (i) Complete the equation for the reaction by adding the state symbols. (1)



- (ii) Show that the maximum mass of lead(II) chloride that can be made from 0.0370 mol of hydrochloric acid is about 5 g.

[M_r of $\text{PbCl}_2 = 278$] (3)

maximum mass = g

(Total for Question 10 = 13 marks)

TOTAL FOR PAPER = 110 MARKS



DO NOT WRITE IN THIS AREA

DO NOT WRITE IN THIS AREA

DO NOT WRITE IN THIS AREA

BLANK PAGE



DO NOT WRITE IN THIS AREA

DO NOT WRITE IN THIS AREA

DO NOT WRITE IN THIS AREA

BLANK PAGE

